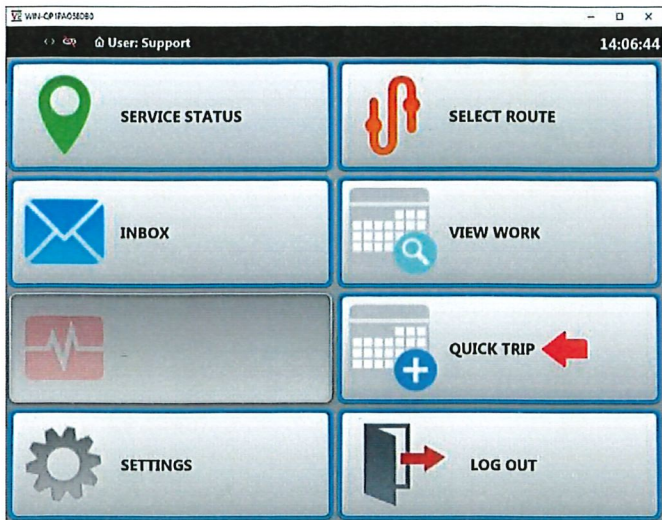
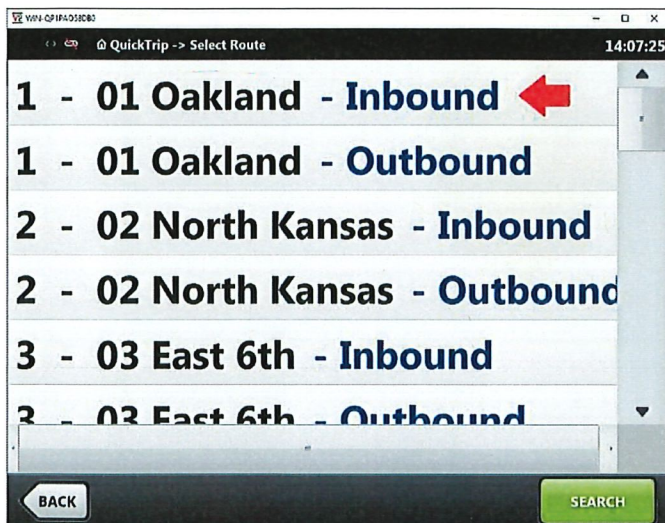


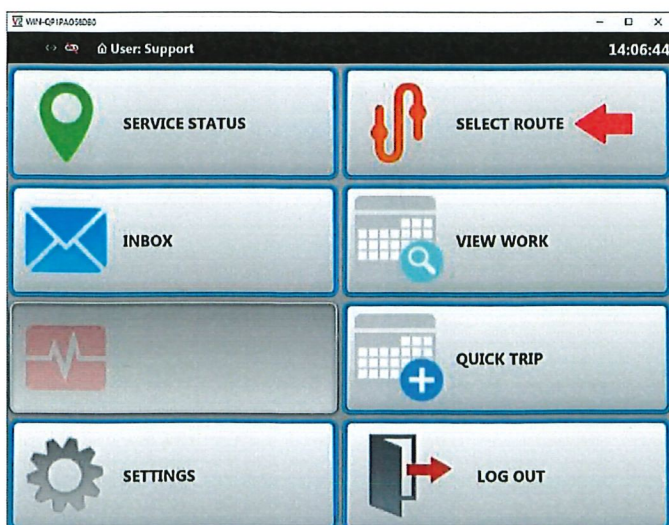
ATTENTION OPERATORS:



When temporarily covering a run (due to the original bus/operator being halted because of an accident, mechanical failure, etc.) **the emergency relief operator should first select “QUICK TRIP”** on their Strategic Mapping OBU screen, rather than “SELECT ROUTE.”



From the menu that pops up, select **the correct route and inbound/outbound information.** Strategic Mapping should automatically switch from inbound/outbound for the calling of stops.



Next, tap on “SELECT ROUTE” and **choose “OUT OF SERVICE”** from the menu.

Then tap the “Back” button and select “SERVICE STATUS” to display the normal map screen.