

# Planning Board Report

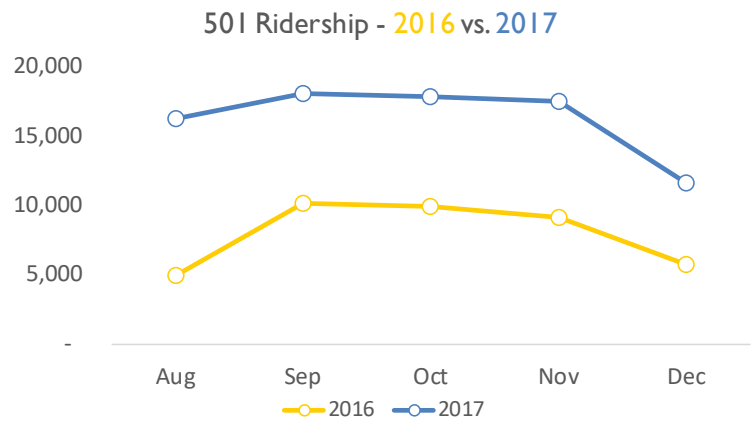
January 2018

## Ridership 1-pager Notes

- Line 1: A reminder that while it appears full fare passengers have declined, a fairer comparison to years past would be to sum lines 1-3. Comparisons will become apples to apples in April 2018, 1 year after the introduction of 24 Hr and Annual passes.
- Line 6: Student ridership took a dip in December, similar to years past. See USD 501 analysis on right side of page.
- Line 13: Other Non-Revenue subcategories include Short Fare, No Fare, Free 1-Ride, Freedom Pass, and Promotions. It appears that the largest driver of this change was the Free After 5 promotion in 2016 that we did not do in 2017.
- Line 21: Nearly 1/4 of TMTA operated paratransit trips were ambulatory. In theory, most of these passengers should be able to use taxi paratransit. Further analysis on pages 2-3.

## USD 501 Update

- 501 Ridership in December 2017 exceeds that of 2016 and takes a similar dip in December. This is likely due to time off from school for the holidays as ridership demonstrates a sharp dropoff between 12/20- 12/31.



# Planning Board Report

January 2018

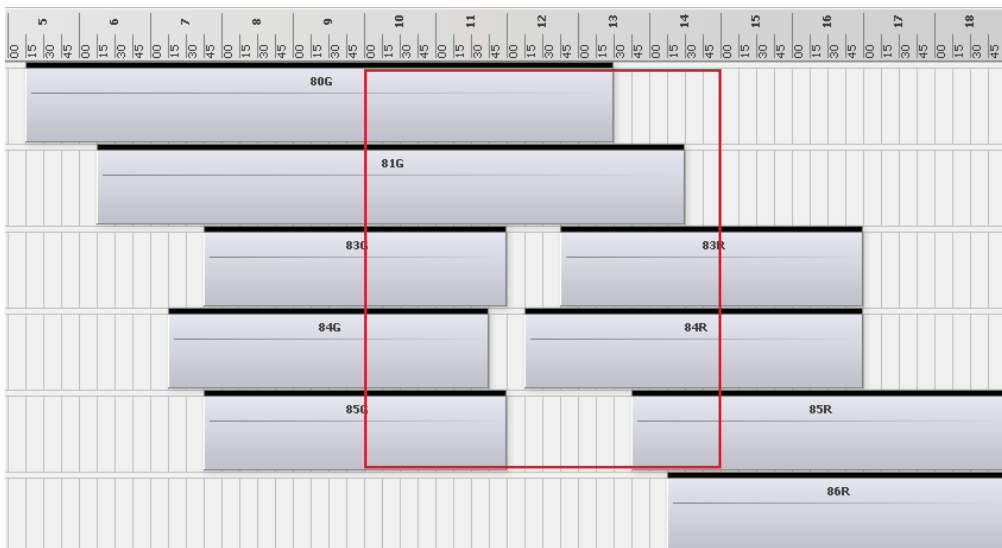
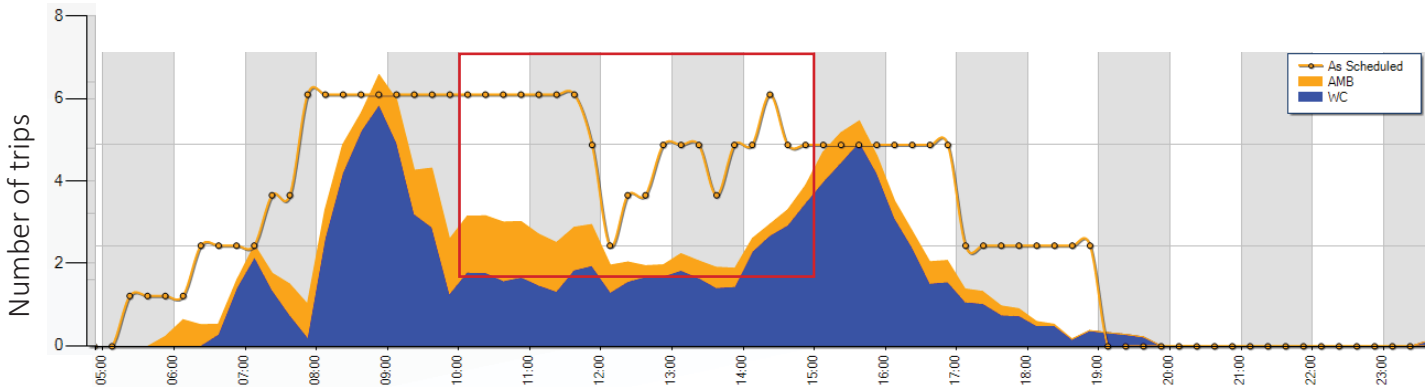
## Shifting Paratransit Needs

Attempting to answer the following questions:

How much Lift work should we be scheduling?

How many Lift vehicles should we purchase and maintain?

We are scheduling too much capacity in the middle of the day, which leads to an increase in ambulatory passenger trips performed by TMTA instead of CCT.

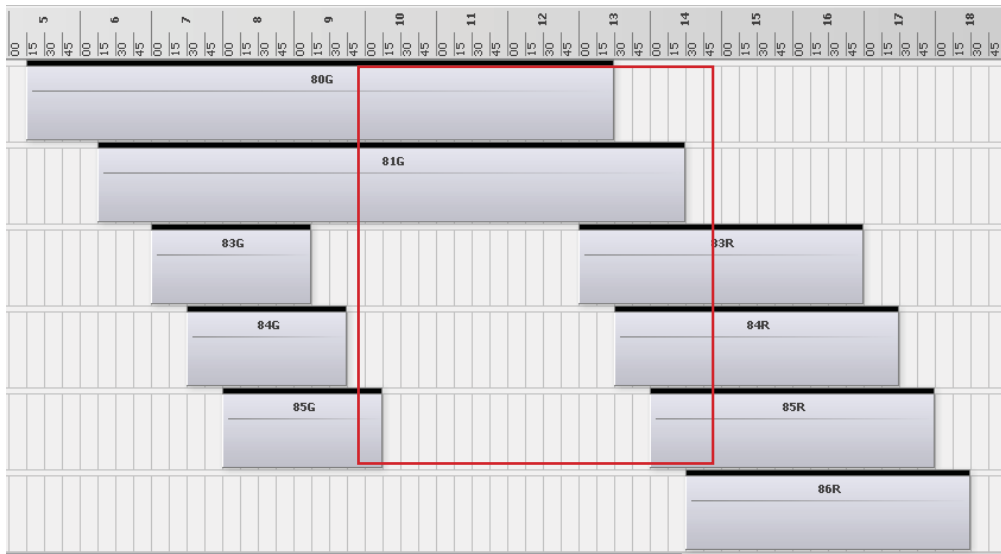
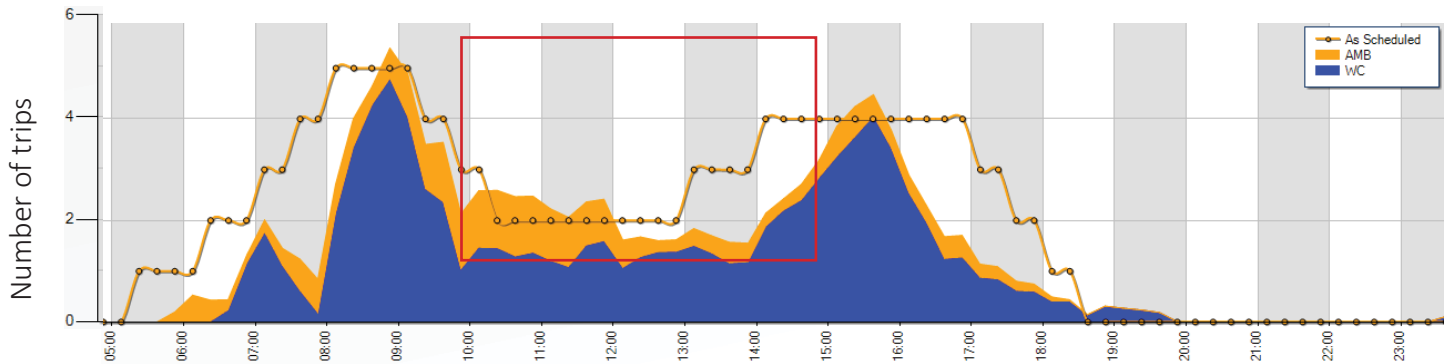


# Planning Board Report

January 2018

## Smarter paratransit scheduling

Reduction in midday capacity



## How many Lift vehicles should we purchase and maintain?

Planning recommendation would be 8-9 vehicles rather than 10. There are no more than 6 scheduled at any one time. Considerations for extra vehicles:

- Repair/maintenance
- Promotions/special events

# Planning Board Report

January 2018

## SOTO Update

Shown below is initial data from our soft launch of SOTO service between 12/15/2017 and 12/31/2017.

Reminder: SOTO service available to Frito Lay, Bimbo, Home Depot, Target, Maximus, and Mars

101 total trips made to or from a South Topeka business

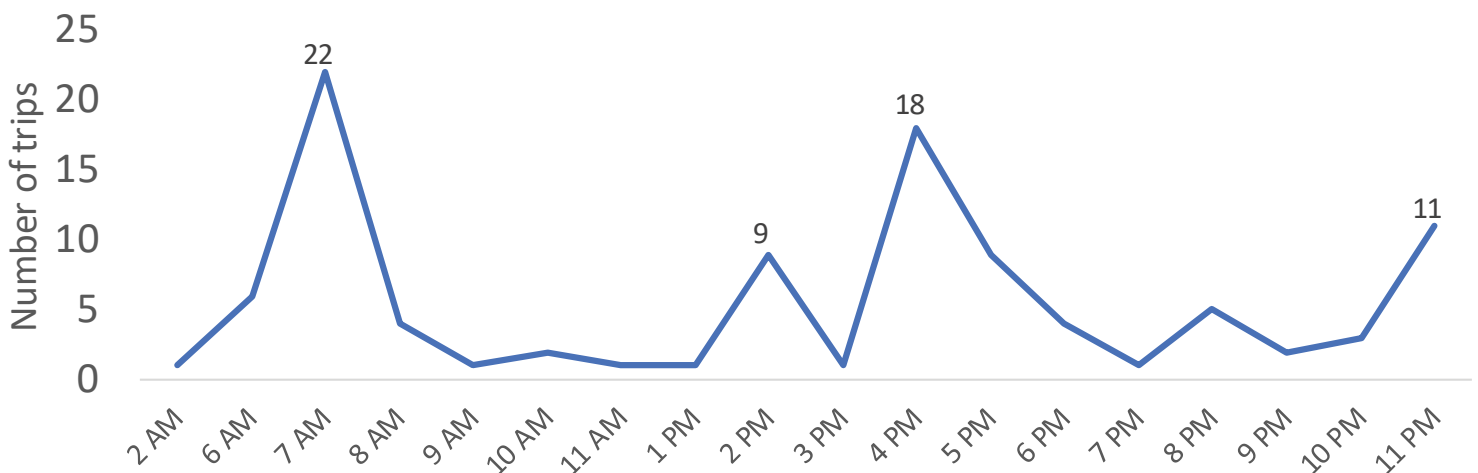
Most popular Origin and Destination is Maximus (Kan-Care employees)

Maximus as origin: 36 trips

Maximus as destination: 24 trips

Most trips are taken in the 7am hour and the 4-5pm hour. 2pm and 11pm are next most popular travel times.

SOTO trips by time of day (12/15/17 - 12/31/17)



# Other Projects in Motion

January 2018

- LONG RANGE TRANSIT PLAN
  - Staff and AECOM working on questions for phone survey and MetroQuest component.
  - Steering committee to be finalized soon.
  - Surveys/Public Outreach begins early Feb 2018
- SOTO
  - 8-10 passengers per day through first 2 weeks of data.
- BUS TECHNOLOGY
  - Wi-Fi
  - AVL
  - Remote update Headsigns and Annunciator
  - 5339 Grant due Feb 16, 2018, decision made in Apr 2018, funding available Jul 2018.
- TRANSIT APP (Where's my bus?)
  - Estimated completion date dependent on AVL capability.
- CITY PLANNING PROCESSES
  - Momentum 2022: Andy Fry attending meetings as part of Infrastructure/Mobility/Quality of Place subcommittee.
  - Complete Streets Design Guidelines, estimated completion date: 3/31/2018
  - Transportation Safety Plan: Process just beginning, estimated completion date: mid-late 2018.