

# NETO ridership

December 1-31, 2020 (Phase II)



## Trips

441

## Trips to date

16,888

## Pick ups

Reser's	163
Smuckers	37
US Foods	11

## Drop offs

Reser's	163
Smuckers	44
US Foods	23

## Trips by Zone

Zone 1 (North of 6 <sup>th</sup> St.)	127
Zone 2 (Between 6 <sup>th</sup> & 29 <sup>th</sup> St.)	218
Zone 3 (South of 29 <sup>th</sup> St.)	96

## Average Time

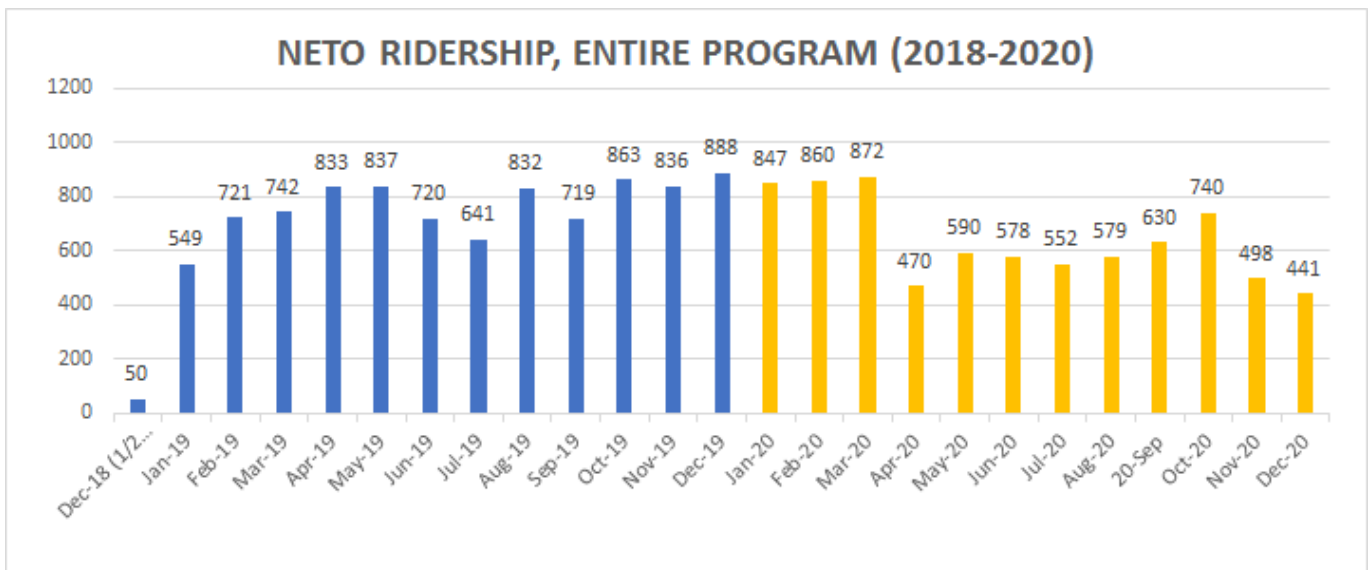
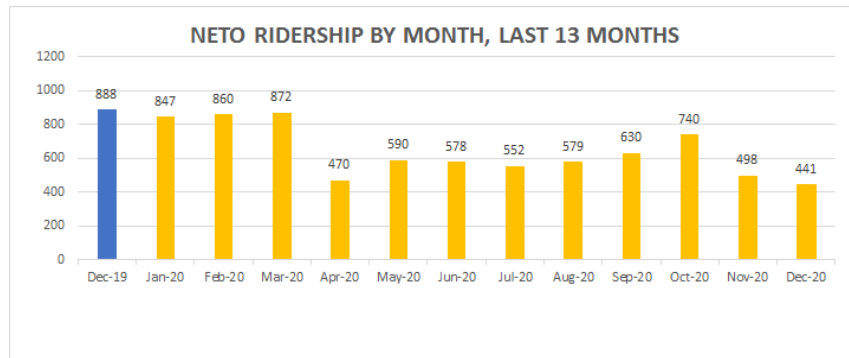
14.4 minutes

## Average Distance

6.4 miles

## Trips by Time of Day

- 16% of trips taken between 5am -9am
- 18% of trips taken between 2pm -7pm
- 27% of trips taken between 10pm-3am





# SOTO ridership

December 1-31, 2020 (Phase III)



## Trips

?

## Trips to date

23,665

## Pick ups

Target

?

Frito Lay

?

## Drop offs

Target

?

Frito Lay

?

## Trips by Zone

Zone 1 (North of 6<sup>th</sup> St.)

?

Zone 2 (Between 6<sup>th</sup> & 29<sup>th</sup> St.)

?

Zone 3 (South of 29<sup>th</sup> St.)

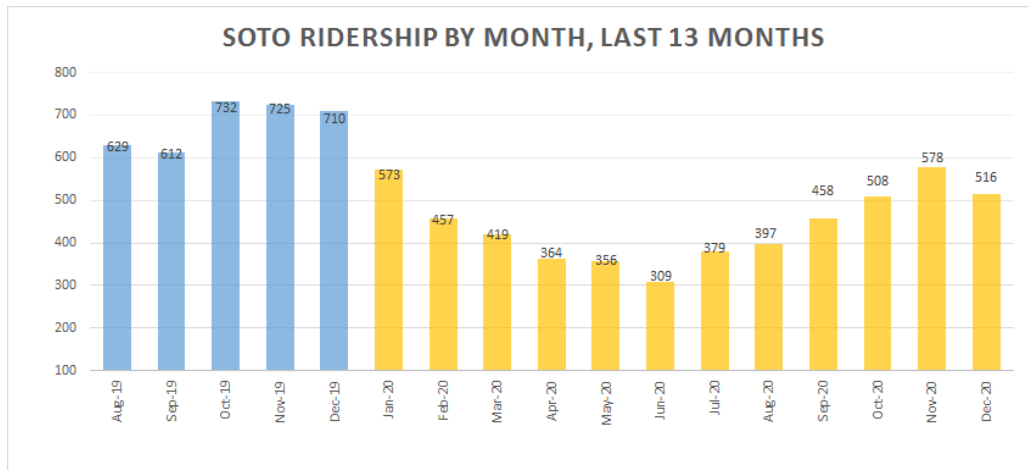
?

## Average Time

minutes

## Average Distance

miles

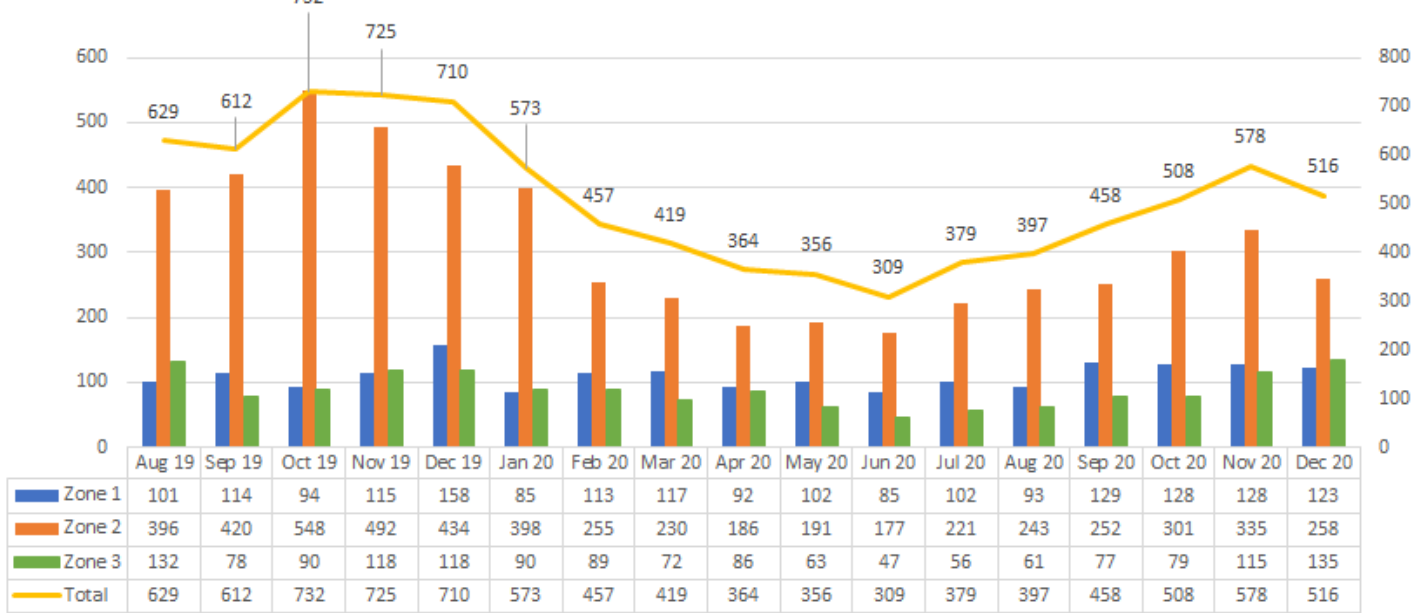


# SOTO ridership

Monthly comparisons - November 2020



**SOTO RIDERSHIP BY MONTH AND ZONE, LAST 13 MONTHS**



**SOTO RIDERSHIP, ENTIRE PROGRAM (2017-2020)**

