

# NETO ridership

June 1-30, 2020 (Phase II)



## Trips

578

## Trips to date

13,777

## Pick ups

Goodyear	32	Goodyear	40
Reser's	168	Reser's	202
Smuckers	55	Smuckers	57
US Foods	4	US Foods	20

## Drop offs

## Trips by Zone

Zone 1 (North of 6 <sup>th</sup> St.)	159
Zone 2 (Between 6 <sup>th</sup> & 29 <sup>th</sup> St.)	327
Zone 3 (South of 29 <sup>th</sup> St.)	92

## Average Time

14.6 minutes

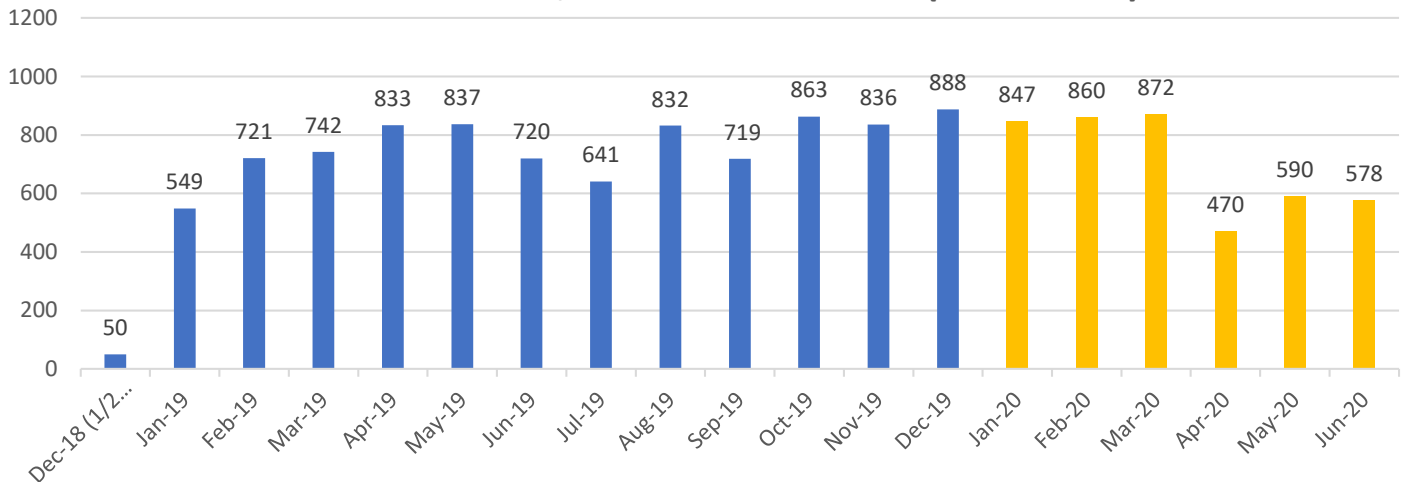
## Average Distance

6.6 miles

## Trips by Time of Day

- 21% of trips taken between 5am -9am
- 8% of trips taken between 2pm -7pm
- 29% of trips taken between 10pm-3am

NETO RIDERSHIP, ENTIRE PROGRAM (2018-2020)

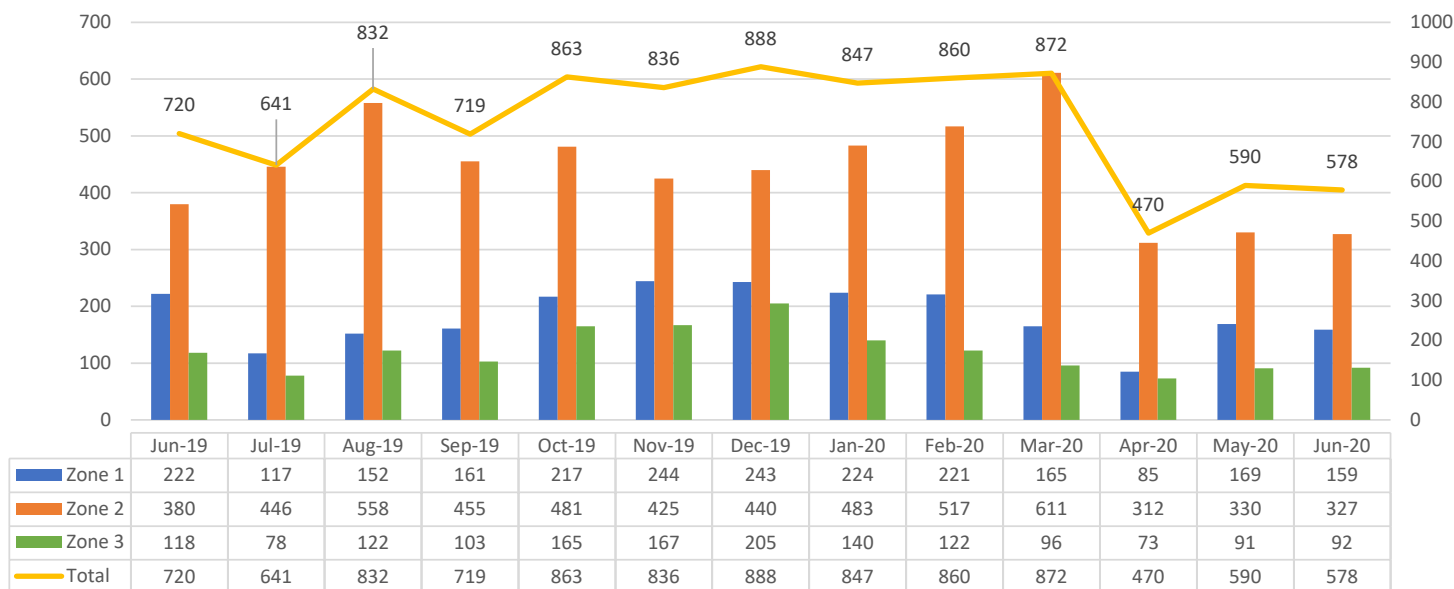


# NETO ridership

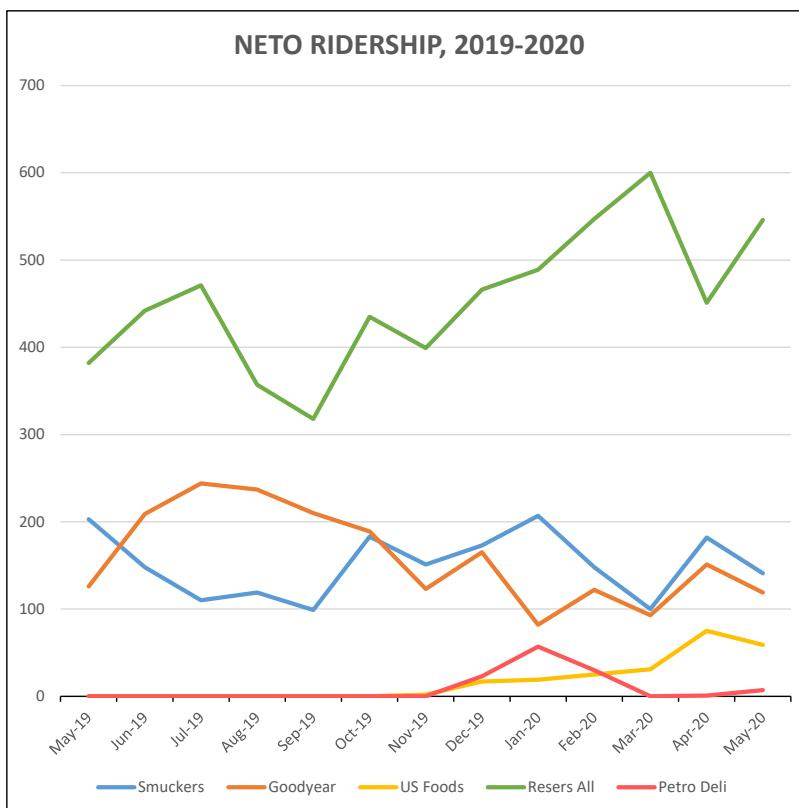
Monthly comparisons - June 2020



NETO RIDERSHIP BY MONTH AND ZONE, 2019-2020



NETO RIDERSHIP, 2019-2020



# SOTO ridership

June 1-30, 2020 (Phase III)



## Trips

309

## Trips to date

20,829

## Pick ups

Target

80

Frito Lay

78

## Drop offs

Target

82

Frito Lay

69

## Trips by Zone

Zone 1 (North of 6 <sup>th</sup> St.)	85
Zone 2 (Between 6 <sup>th</sup> & 29 <sup>th</sup> St.)	177
Zone 3 (South of 29 <sup>th</sup> St.)	47

## Average Time

14.9 minutes

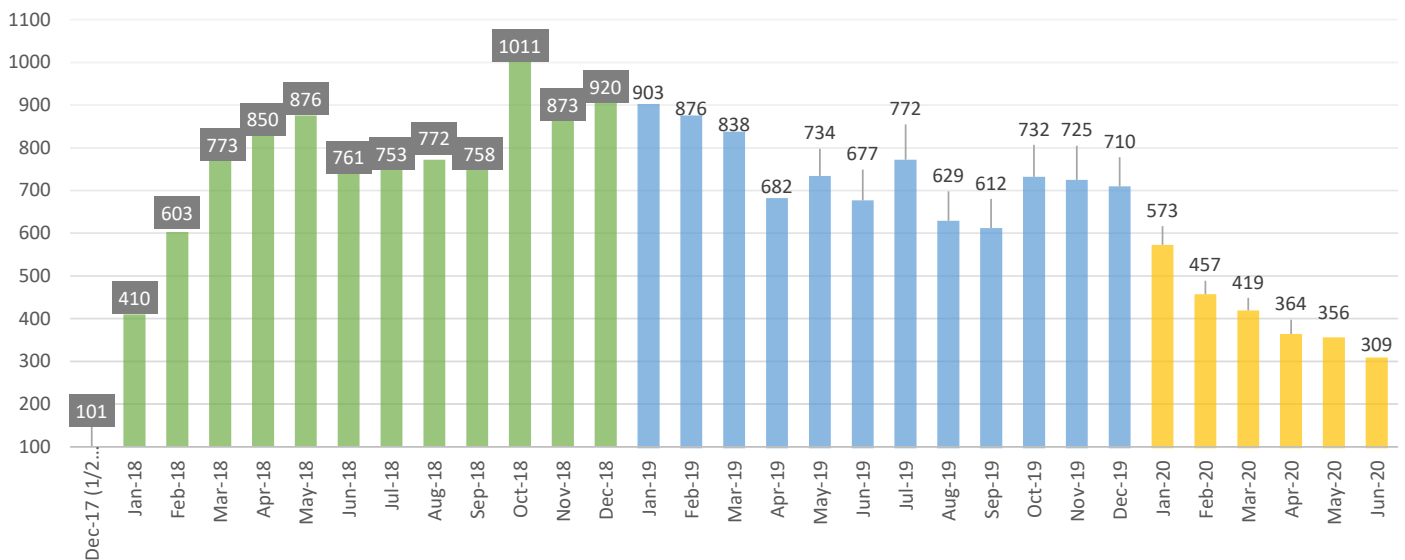
## Average Distance

7.5 miles

## Trips by Time of Day

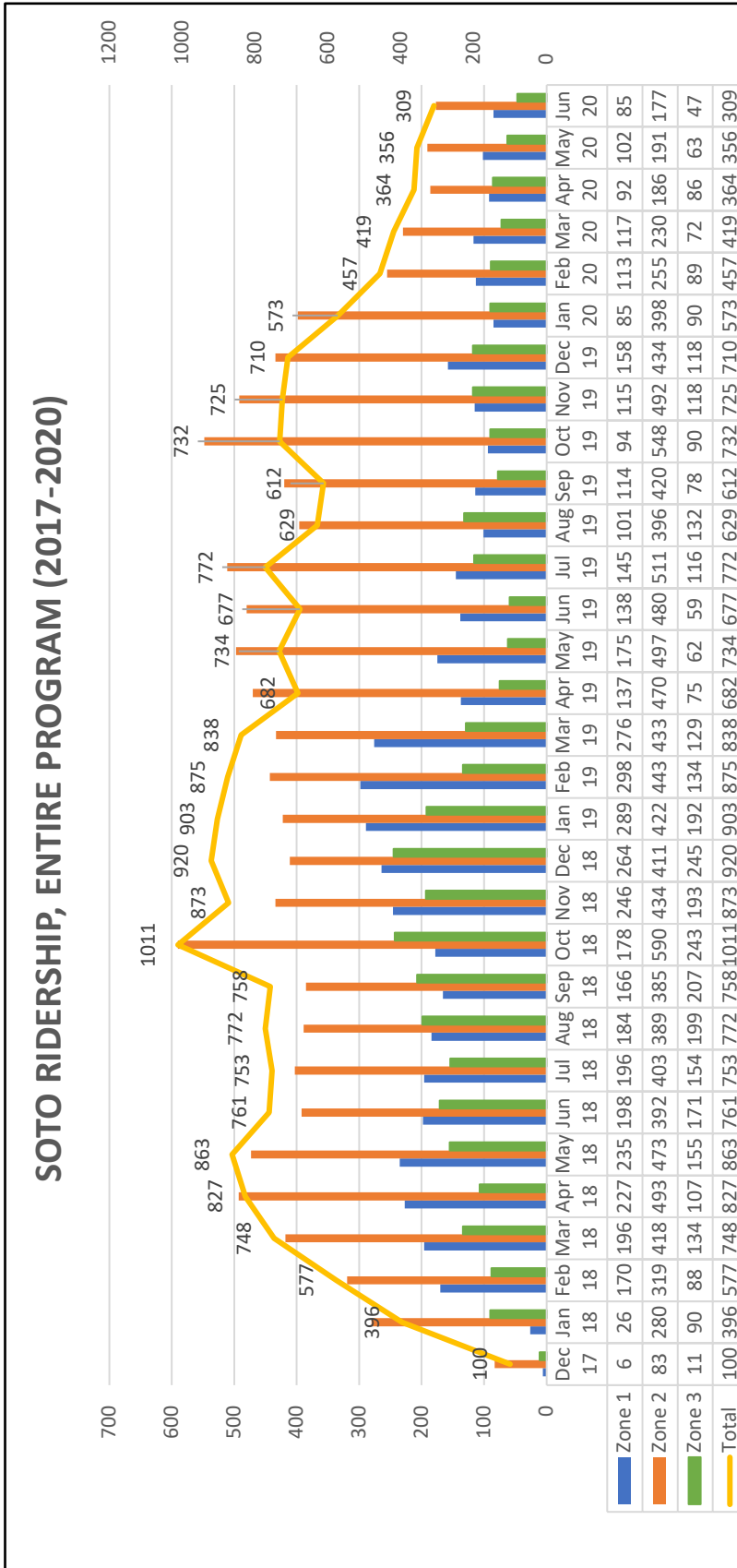
- 13% of trips taken between 5am-9am
- 27% of trips taken between 2pm-7pm
- 21% of trips taken between 10pm-3am

SOTO RIDERSHIP, ENTIRE PROGRAM (2017-2020)



# SOTO ridership

Monthly comparisons - June 2020



# SOTO ridership (continued)

Monthly comparisons - June 2020

